

# EARTH STITCH

06 December 2024

Group #6

COSC 304: Introduction to Databases

University of British Columbia Okanagan

Ronit Buti

Ishaan Singh Yadav

## Mission Statement

At Earth Stitch, we're on a mission to flip the switch in the fashion industry, making sustainable clothes accessible to all. We are committed to crafting high-quality apparel using eco-friendly materials like hemp, rPET, and organic cotton. By offering our products at affordable prices, we aim to minimize our environmental impact while fostering a culture of sustainability and conscious consumption. Our dedication is not to maximize profit but to maximize positive change-for the planet and its people.

## Executive Summary

Earth Stitch is a clothing firm committed to making ecological yet affordable fashion accessible to everybody. Our clothes are produced from hemp, rPET(recycled polyethylene terephthalate) and organic cotton due to the durability, comfort these materials provide and because they're more ecological compared to others that may be used as well. We don't agree that sustainable fashion has to include a premium, so we opt for affordability in our business.

Our commitment goes beyond selling clothes to being an agent of change in the fashion industry by inculcating eco-consciousness and ethical practices. Earth Stitch caters to consumers valuing style, comfort, and sustainability while making responsible choices for the planet. Operating efficiently and minimizing waste, we ensure that our impact on the environment remains as light as the clothes we produce.

With a vision to make sustainable fashion mainstream, Earth Stitch is more than just a clothing brand; it's a movement toward a greener, fairer future for all.

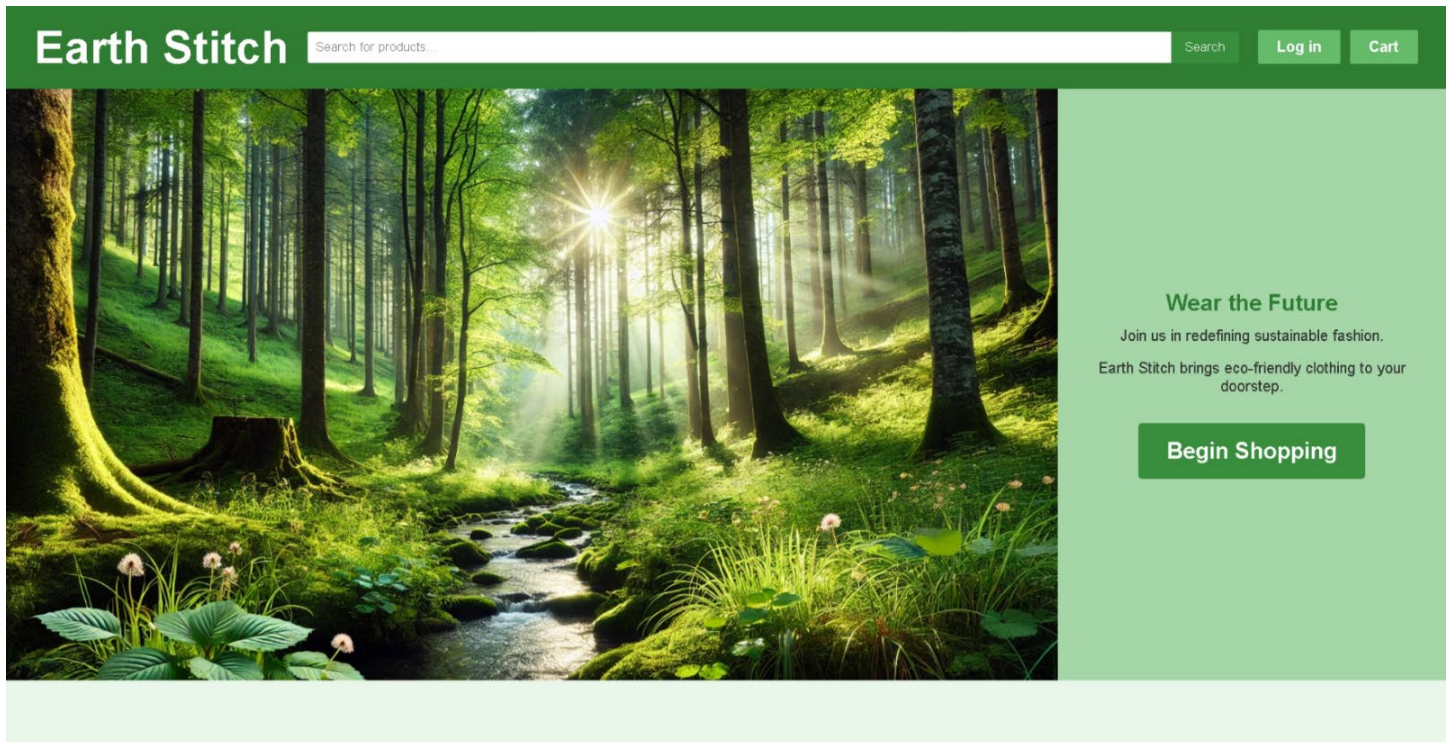
Final Overall System Features	Category	Possible Points	Points	Comments / Code Files
<b>Documentation (15 total points)</b>				
Executive Summary (up to 1 page)	Core	2	2	
System Features (2 pages)	Core	2	2	
List of Web and AI sources used	Core	3	3	
Walkthrough with screenshots (up to 15 pages)	Core	8	8	
<b>Hosting (10 total points)</b>				
Running on cloud server	Advanced	10	10	
<b>Main/Home Page (up to 14 total points)</b>				
Search for a product by name	Core	1	1	Index.jsp
Browse products by category	Core	1	1	Listprod.jsp + index.jsp
List products (by search/browse)	Core	1	1	Listprod.jsp
List products with image	Core	1	1	Listprod.jsp
Page header with menu	Basic	1	1	Index.jsp
Page header shows current logged in user	Basic	1	1	Index.jsp
Dynamic products on page based on sales	Basic	2		
Improved UI (user-friendly, images, etc.)	Basic	2	2	Index.jsp (images and tabs)
Product recommendation based on user	Advanced	4		
<b>Shopping Cart (up to 8 total points)</b>				
Add to shopping cart	Core	1	1	Addcart.jsp
View shopping cart	Core	1	1	Showcart.jsp
Update quantity (with data validation)	Basic	1	1	Showcart.jsp
Remove item from shopping cart	Basic	1	1	Showcart.jsp
Improved formatting/UI (e.g. in header bar)	Basic	1	1	Addcart.jsp + showcart.jsp
Cart stored in database between sessions	Basic	3		
<b>Checkout (up to 9 total points)</b>				

Checkout with customer id	Core	1	1	Checkout.jsp
Checkout with payment/shipment info	Basic	2		
Checkout with data validation	Basic	2	2	
Multiple shipments per order supported	Advanced	2		Note: Requires DB change.
Calculate taxes/shipping (by items/state)	Advanced	2	2	Note: Requires DB change.
<b>Product Detail Page (up to 2 total points)</b>				
Product detail page and item description	Core	1	1	Product.jsp
Product detail has an image from database	Core	1	1	Product.jsp

<b>User Accounts/Login (up to 12 total points)</b>				
Create user account page	Basic	2	2	ProcessCreateAccount.jsp +createAccount.jsp
Create account with data validation	Basic	2	2	ProcessCreateAccount.jsp
Edit user account info (address, password)	Basic	2	2	UpdateCustomer.jsp
Login/logout	Core	1	1	Login.jsp+ logout.jsp
Register user/Forgot password email	Advanced	4	4	CreatAccount.jsp + forgotPassword.jsp
Page listing all orders for user	Core	1	1	
<b>Product Reviews (up to 5 total points)</b>				
Ability to enter a review on a product	Basic	2		
Display product review on product detail page	Basic	1		
Restrict to one review per user on item purchased	Advanced	2		
<b>Warehouses/Inventory (up to 5 total points)</b>				
Display item inventory by store/warehouse	Basic	2		
Edit item inventory by store/warehouse	Advanced	3		
<b>Administrator Portal (up to 19 total points)</b>				
Secured by login	Core	1	1	Admin.jsp
List all customers	Core	1	1	Admin.jsp

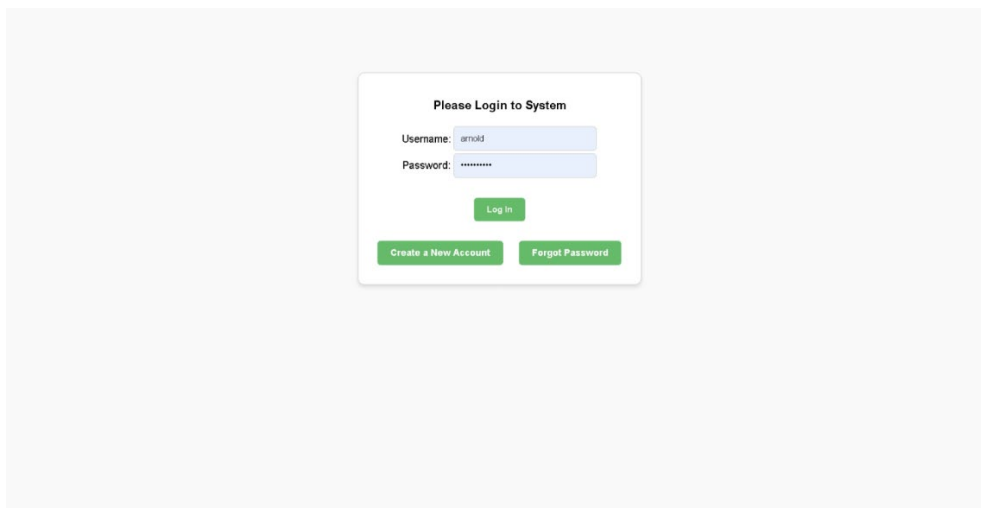
List report showing total sales/orders	Core	1	1	Admin.jsp
Report with a graph	Advanced	3		
Add new product	Basic	2	2	addProduct.jsp
Update/delete product	Basic	2		
Change order status/ship order	Basic	1		
Upload a photo to file system for product	Advanced	2		
OR: Upload a photo to database for product	Advanced	4	~	addProduct.jsp (able to upload but not visible on the product listings)
Database restore with SQL script	Basic	2	2	
Add/update warehouse, customer	Basic	2		
<b>Database System/General</b>				
Implement some validation using triggers	Advanced	2		
Use AJAX for some pages	Advanced	4		
User interface and navigation/usability		Up to 5	2	Back home button on all pages, cohesive UI throughout the website, highlight on hover buttons
<i>Others (your suggestions)</i>		Up to 5	2	Login.jsp + validateLogin.jsp (Cannot access products without login, can logout on any pages using logout button)
<b>Total: (out of 50 with maximum of 10 bonus marks. i.e. 60 points out of 50 is max.)</b>			~62	

## WALKTHROUGH



### Login/Home Page

The homepage serves as the gateway to the platform. Users are greeted with a login prompt and a navigation bar. The layout is straightforward, offering an intuitive design for quick access to all essential features of the website.



### Login Page

The login page requires users to input their username and password to access their account. For new users, a "Create Account" option is visible, enabling them to sign up easily. Additionally, a "Forgot Password" link is present for recovering account credentials.

**Create a New Account**

First Name:

Last Name:

Email:

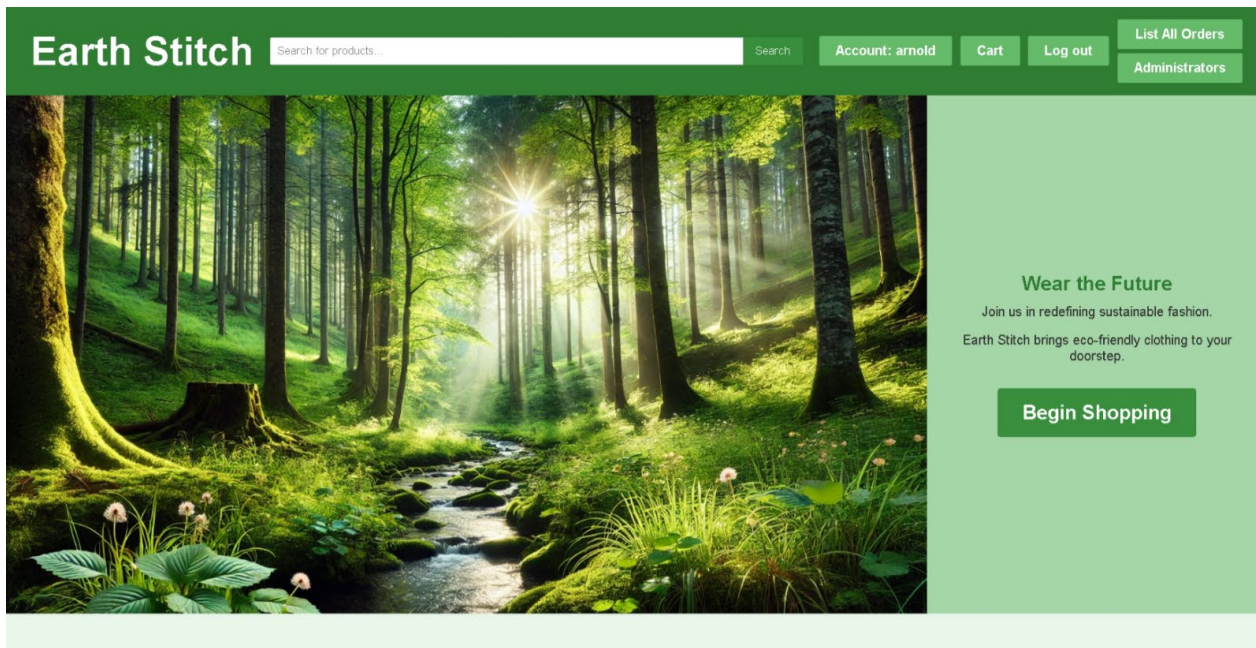
Username:

Password:

[Create Account](#)

## Create Account Page

This page allows new users to register by entering their details, including name, email, and password. The layout is simple and user-friendly, ensuring a smooth registration process for first-time visitors.



## Logged-In Home Page

After successful login, the user is redirected to the home page. The account name is prominently displayed, and users gain access to key features like their profile, shopping options, and other personalized content.



Black Hoodie

\$29.99

[View Product](#)

Black T-Shirt

\$19.99

[View Product](#)

Black Shorts

\$24.99

[View Product](#)

Black Trousers

\$34.99

[View Product](#)

## Products Page

Clicking on "Begin Shopping" from the homepage directs users to the products page. Here, users can view a variety of items, each displayed with an image, name, and price. Categories are well-organized for easy navigation.

### Black Shorts

Product ID: 3

Price: \$15.99

Default Color: black

[Add to Cart](#)[Continue Shopping](#)

## Product Details

Selecting a product leads to a detailed product page. Users can view an enlarged image, the product description, available sizes, and pricing information. An "Add to Cart" button allows them to include the item in their shopping cart.



Your Shopping Cart

Continue Shopping

Check Out

Product Id	Product Name	Quantity	Price	Subtotal	Actions
3	Black Shorts	<div><div>4</div><div>Update</div></div>	\$15.99	\$63.96	<div>Remove</div>
Total				\$63.96	

Shopping Cart

The shopping cart displays all selected items. Users can review their chosen products, update quantities, or remove items entirely. A total cost calculation is displayed at the bottom, along with options to proceed to checkout.

Checkout

Complete Your Transaction

Please enter your customer details below:

Customer ID:

arnold

Password:

\*\*\*\*\*

Submit

Reset

Checkout Page

To finalize their purchase, users input their customer ID and password on the checkout page. This ensures secure transactions. A summary of the order is shown before confirming the payment.

Edit Customer Profile

Customer ID:

1

First Name:

Arnold

Last Name:

Anderson

Email:

a.anderson@gmail.com

Phone:

204-111-2222

Address:

103 AnyWhere Street

City:

Winnipeg

State:

MB

Postal Code:

R3X 4S7

Country:

Canada

User ID:

arnold

Save Changes

Back to Shop

Account Page

Clicking on the account link from the homepage brings users to their account page. This section displays their personal details and provides options to update their information or review their activity.

Order List

Back to ShopLogout

Order Id	Order Date	Customer Id	Customer Name	Total Amount															
1	2024-12-01 10:00:00.0	1	Arnold Anderson	\$49.97															
<table><tr><th>Product Id</th><th>Product Name</th><th>Quantity</th><th>Price</th><th>Subtotal</th></tr><tr><td>1</td><td>Black Hoodie</td><td>1</td><td>\$29.99</td><td>\$29.99</td></tr><tr><td>2</td><td>Black T-Shirt</td><td>1</td><td>\$19.99</td><td>\$19.99</td></tr></table>					Product Id	Product Name	Quantity	Price	Subtotal	1	Black Hoodie	1	\$29.99	\$29.99	2	Black T-Shirt	1	\$19.99	\$19.99
Product Id	Product Name	Quantity	Price	Subtotal															
1	Black Hoodie	1	\$29.99	\$29.99															
2	Black T-Shirt	1	\$19.99	\$19.99															
2	2024-12-02 15:30:00.0	2	Bobby Brown	\$61.98															
<table><tr><th>Product Id</th><th>Product Name</th><th>Quantity</th><th>Price</th><th>Subtotal</th></tr><tr><td>5</td><td>White Hoodie</td><td>2</td><td>\$61.98</td><td>\$123.96</td></tr></table>					Product Id	Product Name	Quantity	Price	Subtotal	5	White Hoodie	2	\$61.98	\$123.96					
Product Id	Product Name	Quantity	Price	Subtotal															
5	White Hoodie	2	\$61.98	\$123.96															

Order List

The order list page provides a comprehensive view of past purchases. Each order is listed with details such as order ID, date, and total cost. Users can view specific order information if needed.

Daily Sales Report

Date	Total Sales
2024-12-02	\$61.98
2024-12-01	\$49.97

Customer List

ID	Name	Email
1	Arnold Anderson	a.anderson@gmail.com
2	Bobby Brown	bobby.brown@hotmail.ca

Add/Update Product

**Product Name:**

**Price:**

**Category:**  

Clothing

**Description:**

**Product Image:**  

Choose File

No file chosen

Add Product

Database Management

Restore Database

Administrator Dashboard

The administrator dashboard is designed for managing the platform. It provides tools to oversee products, customers, and sales. A dedicated section for restoring the database ensures that the system runs smoothly.

## Sources

- Chatgpt image chat (removed)
- Chatgpt coding chat (removed)
- Github Copilot chat and edits also used