



Design Documentation
University of British Columbia
Course: COSC 304
December 2, 2020

By:

Pawan Bilkhu

Omar Mourad

Felipe Portela Chalhub

Amer Siddique

Contents

Introduction	3
1.1 Purpose of Document	3
1.2 Mission Statement	3
1.3 Executive Summary	3
2. System Features	3
2.1 Implemented Features	4
3. Site Walk-through	
3.1 User Walkthrough	6
3.2 Admin Walkthrough	14

1. Introduction

1.1 Purpose of Document

The purpose of this document is to provide the framework and methodology used to create the website of the company, Mile High Aviation.

1.2 Mission Statement

Our goal is to be a leader in delivering high-quality and reliable aviation products to our customers. Additionally, we aim to build relationships with our valued customers and ensure complete customer satisfaction with every purchase. Our company, Mile High Aviation, strives to take our customers to where they need with speed, safety and comfort.

1.3 Executive Summary

Mile High Aviation is a web-based e-commerce site that allows aviation enthusiasts to purchase the airplane of their dreams. Through this website, we aim to facilitate the purchase of airplanes with free shipping without having our customers need to go to a physical store to purchase our products. Our products will be broken down into categories as well as price in order to enhance our customers experience when purchasing our high-end transportation products. Our store has a large inventory of airplanes to choose from, whether you prefer vintage, luxurious, or a desire for supersonic speeds, we've got what you need.

All data used (images, description & names) for our website were gathered from <https://www.airliners.net/aircraft-data>. The Mile High Aviation website allows users to choose from a vast variety of airplanes through simple navigation. While shopping, customers can search for any known products or filter by category such as the country/countries where the airplanes were manufactured. All products are listed with a description, price and an image.

To order the airplane(s) a user has to have an account on our website. To create an account, a user must provide their full name, email, phone number, full address, a username and a password. The username and password will be used to enter the website. Once the customer has selected the airplane(s) it is then added to their cart. Customers can checkout by adding a payment method and then using the payment method to purchase the product(s).

Only administrators can access the isolated portion of the website. Here administrators can view a list of all customers and orders, add new products to the database and restore the database to default. Here administrators can also be customers for the website.

2. System Features

2.1 Implemented Features

Final Overall System Features	Category	Possible Points	Points	Comments / Code Files
Documentation (10 total points)				
Executive Summary (up to 1 page)	Core	2	2	
System Features (2 pages)	Core	2	2	
Walkthrough with screenshots (up to 10 pages)	Core	6	6	
Main/Home Page (up to 14 total points)				
Search for a product by name	Core	1	1	listprod.jsp
Browse products by category	Core	1	1	listprod.jsp
List products (by search/browse)	Core	1	1	listprod.jsp
List products with image	Core	1	1	product.jsp
Page header with menu	Basic	1	1	index.jsp
Page header shows current logged in user	Basic	1	1	userHeaderNav.jsp
Dynamic products on page based on sales	Basic	2	2	order.jsp
Improved UI (user-friendly, images, etc.)	Basic	2	2	<ul style="list-style-type: none"> Implemented css using clarity Easy to navigate with links to listprod.jsp, showart.jsp, & login.jsp All logged in users will have their usernames displayed
Product recommendation based on user	Advanced	4	0	
Hosting (10 points)				
Running on cloud server	Advanced	10	10	http://138.197.159.162/shop/index.jsp , http://www.milehighaviation.net/ (might not be up there yet depending on the date this is marked)
Shopping Cart (up to 8 total points)				
Add to shopping cart	Core	1	1	addcart.jsp
View shopping cart	Core	1	1	showcart.jsp
Update quantity (with data validation)	Basic	1	1	showcart.jsp
Remove item from shopping cart	Basic	1	1	showcart.jsp
Improved formatting/UI (e.g. in header bar)	Basic	1	1	<ul style="list-style-type: none"> showcart.jsp Implemented css using clarity, added buttons such as remove item and update quantity, continue shopping and checkout

Cart stored in database between sessions	Basic	3	3	
Checkout (up to 9 total points)				
Checkout with customer id	Core	1	1	checkout.jsp
Checkout with payment/shipment info	Basic	2	2	paymentMethod.jsp, shippingMethod.jsp
Checkout with data validation	Basic	2	2	order.jsp
Multiple shipments per order supported	Advanced	2		Note: Requires DB change.
Calculate taxes/shipping (by items/state)	Advanced	2		Note: Requires DB change.
Product Detail Page (up to 2 total points)				
Product detail page and item description	Core	1	1	product.jsp
Product detail has an image from database	Core	1	1	product.jsp
User Accounts/Login (up to 12 total points)				
Create user account page	Basic	2	2	newCustomer.jsp
Create account with data validation	Basic	2	2	newCustomer.jsp
Edit user account info (address, password)	Basic	2	2	changeCustomer.jsp, changeShippingAddress.jsp
Login/logout	Core	1	1	login.jsp, logout.jsp
Register user/Forgot password email	Advanced	4	0	
Page listing all orders for user	Core	1	1	listorder.jsp
Product Reviews (up to 5 total points)				
Ability to enter a review on a product	Basic	2	2	product.jsp, newReview.jsp, registerReview.jsp
Display product review on product detail page	Basic	1	1	product.jsp
Restrict to one review per user on item purchased	Advanced	2	2	registerReview.jsp
Warehouses/Inventory (up to 5 total points)				
Display item inventory by store/warehouse	Basic	2	2	listprod.jsp
Edit item inventory by store/warehouse	Advanced	3	0	
Administrator Portal (up to 19 total points)				
Secured by login	Core	1	1	auth.jsp, admin.jsp
List all customers	Core	1	1	listcustomer.jsp
List report showing total sales/orders	Core	1	1	admin.jsp, listorder.jsp
Report with a graph	Advanced	3	0	

Add new product	Basic	2	2	registerProduct.jsp
Update/delete product	Basic	2	2	manageDB.jsp, updateProduct.jsp, deleteProduct.jsp
Change order status/ship order	Basic	1	0	
Upload a photo to file system for product	Advanced	2	0	
OR: Upload a photo to database for product	Advanced	4	0	
Database restore with SQL script	Basic	2	2	manageDB.jsp, loaddata.jsp
Add/update warehouse, customer	Basic	2	1	
Database System/General				
Implement some validation using triggers	Advanced	2	Maybe?	
Use AJAX for some pages	Advanced	4	Maybe?	
User interface and navigation/usability		Up to 5	5	<ul style="list-style-type: none"> • Easy site navigation using the header on the website. • Multiple buttons and links on the navigation bar on the website increases the user's mobility and flexibility in where they want to go on the site. • Colour/features of the website are aesthetically pleasing in its own simple way. • All front end development was learnt on the spot from our hardworking team member(s).
<i>Others (your suggestions)</i>		Up to 5	4	<ul style="list-style-type: none"> • Implementation of a very large database, airplane_sql.ddl • When displaying the Order summary ,(listorder.jsp and order.jsp) the shipping address is displayed. • Users can leave a review of a product by inputting the star grade (out of 5 Stars). The product list page, listprod.jsp shows the star grade of a product by computing the average of all reviews of that product.
Total: (out of 50 with maximum of 10 bonus marks. i.e. 60 points out of 50 is max.)				

3. Site Walk-through


To access the site please use <http://127.0.0.1/shop/index.jsp>

Cloud Server Access: <http://138.197.159.162/shop/index.jsp> , <http://www.milehighaviation.net/>

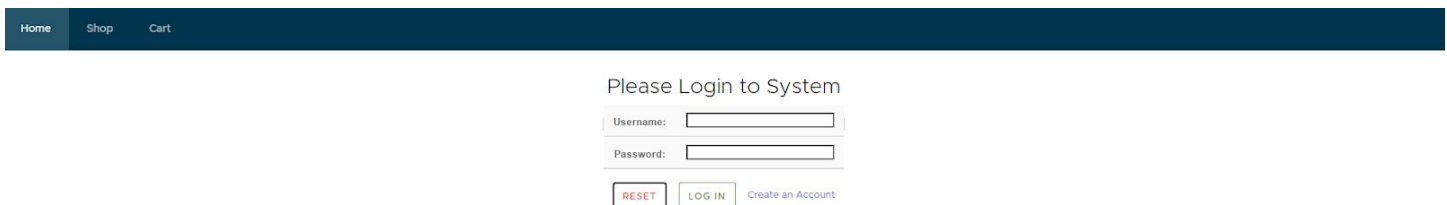
Admin Login: username: admin, password: 123

Non-Admin Login: username: bobby, password: bobby

3.1 User Walkthrough



- 1) Welcome to the Mile High Aviation homepage. Here users can login or create an account by pressing on the 'Login' button in the navigation bar. Non logged in users can still visit the product page by clicking "Begin Shopping" but cannot order without a valid login information. Non logged in users will also be able to view the 'Customer info' page.



- 2) The login page may be accessed through the 'Login' button on the navigation bar or during checkout. A user will be prompted to log in during checkout if they have not done so already. To login as a user, use the username and password created during registration.

Create your account

User Info

First name:

Last name:

Email:

Phone number:

Address:

City:

State/Province:

Postal Code/Zip Code:

Country:

Pick a Username and Password

Username:

Password:

[GO BACK](#) [SUBMIT](#)

- 3) The registration page can be accessed from the 'Create Account' button in the 'Login' page. A user will need to fill the necessary fields to create the new account. If the user picks a 'Username' already in use, they will be immediately notified by a small prompt.

You successfully registered! Welcome to MHA

[HOME](#) [START SHOPPING](#)

- 4) After successful registration the user can go back to the homepage to login again or start shopping. Note: the new user still has to login with their username and password to successfully checkout.

Welcome



[Begin Shopping](#)

[Customer Info](#)

4.1) Once logged in the 'Customer Info' is now viewable alongside the 'Begin Shopping'. To view user information visit 'Customer Info'.

Home Shop Cart Logged in as: bobby Logout

Customer Profile

Credentials			
Customer Id	2	User id	bobby

Personal Info		Shipping Info	
First Name	Bobby	Address	222 Bush Avenue
Last Name	Brown	City	Boston
Username	bobby	State	MA
Email	bobby.brown@hotmail.ca	Postal Code	22222
Phone	5723428911	Country	United States

[CHANGE CUSTOMER INFO](#)

You have no Payment methods

[ADD NEW PAYMENT METHOD](#)

4.2) The customer information contains all specific information the user entered during creating a new account. To change any information the user can press the 'Change Customer Info' button. Users can also add a payment method by pressing the 'Add new payment method' button.

Home Shop Cart

Update your Account

User Info

First name:	<input type="text" value="Bobby"/>
Last name:	<input type="text" value="Brown"/>
Email:	<input type="text" value="bobby.brown@hotmail.ca"/>
Phone number:	<input type="text" value="5723428911"/>
Address:	<input type="text" value="222 Bush Avenue"/>
City:	<input type="text" value="Boston"/>
State/Province:	<input type="text" value="MA"/>
Postal Code/Zip Code:	<input type="text" value="22222"/>
Country:	<input type="text" value="United States"/>
Password:	<input type="password" value="....."/>

[GO BACK](#) [SUBMIT](#)

4.3) After pressing the 'Change Customer Info' button, the user will be directed to the update customer information page where they can change any fields they previously entered. Note: the user can also change their password on this page.

Add Payment Method

Payment Info

Payment Type Visa Master Card

Card Number:

Expiry Date:

4.4) After pressing the 'Add New Payment Method' (as stated in 4.2), the user can add their desired payment method. A user can choose between 'Visa' or 'Mastercard' as their payment type. Once payment info is filled in, the user must press 'Confirm' to add the payment method. Note: Adding a payment method can also be done during checkout.

Search for the Aircrafts you want to buy or filter by Category:

Name	Country Origin	Price	Rating	
AASI Jetcruzer	United States of America	\$72,155,436.00	★★★★★	<input type="button" value="ADD TO CART"/>
AEA Explorer	Australia	\$66,959,116.00	★★★★★	<input type="button" value="ADD TO CART"/>
Aermacchi F-260	Italy	\$32,981,967.00	★★★★★	<input type="button" value="ADD TO CART"/>
Aeronca 11 Chief	United States of America	\$37,373,559.00	★★★★★	<input type="button" value="ADD TO CART"/>
Aerospatiale Alouette II & Lama	France	\$16,661,610.00	★★★★★	<input type="button" value="ADD TO CART"/>
Aerospatiale Alouette III	France	\$74,491,318.00	★★★★★	<input type="button" value="ADD TO CART"/>
Aerospatiale SA-330 Puma	France	\$56,229,483.00	★★★★★	<input type="button" value="ADD TO CART"/>

5) To begin shopping for airplanes, users can view the list of airplanes available to purchase by clicking on 'Shop' or 'Begin Shopping'. All listed airplanes include a country of origin, price, category type(country) and a review star based out of 5. To add a desired product to your cart, press 'Add to cart'

Search for the Aircrafts you want to buy or filter by Category:

Name	Country Origin	Price	Rating	
AASI Jetcruzer	United States of America	\$721,554,365.00	★★★★★	<input type="button" value="ADD TO CART"/>
AEA Explorer	Australia	\$669,591,160.00	★★★★★	<input type="button" value="ADD TO CART"/>
Aermacchi F-260	Italy	\$329,819,672.00	★★★★★	<input type="button" value="ADD TO CART"/>
Aeronca 11 Chief	United States of America	\$373,735,596.00	★★★★★	<input type="button" value="ADD TO CART"/>
Aerospatiale Alouette II & Lama	France	\$166,616,107.00	★★★★★	<input type="button" value="ADD TO CART"/>

- 6) To sort by a specific name, use the search bar above the product list table. Users may also filter by country by pressing the 'All' dropdown menu and choosing a country.

Home
Shop
Cart
Logged in as: bobby [Logout](#)

Search for the Aircrafts you want to buy or filter by Category:

All

Leave blank for all products

SUBMIT

RESET

Name	Country Origin	Price		
Aerospatiale Alouette II & Lama	France	\$166,616,107.00	★★★★★	ADD TO CART
Aerospatiale Alouette III	France	\$744,913,186.00	★★★★★	ADD TO CART
Aerospatiale SA-330 Puma	France	\$562,294,833.00	★★★★★	ADD TO CART
Aerospatiale SA-341/342 Gazelle	France	\$452,142,676.00	★★★★★	ADD TO CART

- 7) We have selected the country France. Here are some of the airplanes manufactured in France. For more information on any product, click on any product to be redirected to the product details page.

Home
Shop
Cart
Logged in as: bobby [Logout](#)

Thank you for your review!

Boeing 787-8 Dreamliner - \$40,993,712.00

★★★★★

Description

The Boeing 7E7 was announced on 29th January 2003 following the cancellation of the Sonic Cruiser. The aircraft was renamed the Boeing 787 in 2005. This important design marked a major shift in technology for Boeing, which aimed for maximum fuel efficiency in a number of ways: Chief among these was a radical change of construction material, with much of the aircraft being built of carbon fibre reinforced plastic (CFRP). Additionally, the fuselage was produced as 'barrels' rather than sheets of material, reducing the number of fastenings required. This further increased the weight savings. Many of the aircraft's systems are now electrically operated, replacing the heavier hydraulic systems of earlier Boeing designs with lighter technology. The engines are new designs with increased fuel efficiency. Both the General Electric GEnx and Rolls-Royce Trent 1000 designs are available. Boeing decided to use bleedless designs, another major change for aircraft of this class. Interestingly, Airbus decided not to use bleedless technology on its competing Airbus A350 design and it remains to be seen which approach offers the greatest benefits over the other. The rear engine nacelle has a distinctive rippled look which reduces noise as the engine exhaust and external air mix. For passengers, there have been a number of technology improvements. Most noticeably, the windows are amongst the largest in a civil airliner and are lower on the fuselage than is usual, so that passengers have a better view downwards. The lighting system use LED technology allowing each customer great flexibility on the lighting schemes it can use. The pressurisation system features a lower cabin altitude than normal and allows increased humidity, both factors which will contribute to passenger comfort during a long flight. With all these technology advances and a distributed manufacturing program that was very new to Boeing, it is not surprising that the program encountered a number of delays. However, the first aircraft was delivered to a customer, All Nippon Airways, in September 2011.

[RETURN TO PRODUCT PAGE](#)

[ADD TO CART](#)

[ADD REVIEW](#)

Reviews

Customer	Review	Date
2	Swift and smooth!	2020-12-06

8) The product details page can be accessed by pressing any product. The details page includes the chosen product: name, price, description, an image, average ratings and review(s) left by any previous user. A user can add this product to their cart by pressing 'Add to Cart', leave a review by clicking 'Add Review' or return to the products page by pressing 'Return To Product Page'.

Write a review for: Boeing 787-8 Dreamliner

Tell us what you think...

Rating:

[GO BACK](#) [CONFIRM](#)

8.1) The logged in user will also have an option to review the airplane by clicking the 'Add a Review' button in the product description page (as stated in 8). Note: Users must be logged in to add a review and every logged in user can only review a product once.

Your Shopping Cart

Product Id	Product Name	Quantity	Price	Subtotal		
286	Boeing 787-8 Dreamliner	<input type="text" value="1"/>	\$409,937,120.00	\$409,937,120.00	REMOVE ITEM	UPDATE QUANTITY
340	Airbus A380	<input type="text" value="1"/>	\$214,149,715.00	\$214,149,715.00	REMOVE ITEM	UPDATE QUANTITY
Order Total				\$624,086,835.00		

[CONTINUE SHOPPING](#) [CHECKOUT](#)

9) An airplane product can be added to the user's shopping cart via the product list or product details page by pressing the 'Add To Cart' button on both pages. Once an airplane has been added to your cart, the user will be immediately redirected to the shopping cart page.

Your Shopping Cart

Product Id	Product Name	Quantity	Price	Subtotal		
286	Boeing 787-8 Dreamliner	<input type="text" value="2"/>	\$409,937,120.00	\$819,874,240.00	REMOVE ITEM	UPDATE QUANTITY
340	Airbus A380	<input type="text" value="1"/>	\$214,149,715.00	\$214,149,715.00	REMOVE ITEM	UPDATE QUANTITY
Order Total				\$1,034,023,955.00		

[CONTINUE SHOPPING](#) [CHECKOUT](#)

10) To change the quantity of the desired airplane, the user may change the value within the quantity field to their preference and press the 'Update Quantity' button to update the quantity of that airplane. The price of that airplane will be updated accordingly matching its quantity. The total of the shopping cart will also be updated.

Your Shopping Cart

Product Id	Product Name	Quantity	Price	Subtotal		
340	Airbus A380	<input type="text" value="1"/>	\$214,149,715.00	\$214,149,715.00	REMOVE ITEM	UPDATE QUANTITY
Order Total				\$214,149,715.00		

[CONTINUE SHOPPING](#) [CHECKOUT](#)

11) To remove an airplane completely from the shopping cart, the user may click on the 'Remove Item' button. We can see this as the 'Boeing 787-9 Dreamliner' which had a quantity of 2 was removed completely by pressing the 'Remove Item' button.

Log in to complete the transaction:

Customer ID:

Password:

[RESET](#) [LOG IN](#)

12) To complete the transaction the user has to sign in using their 'Customer id' and login password. The 'Customer ID' can be retrieved from the 'Customer info' page

Choose your Payment method

Payment methods

Type	Card Number	Expiry Date	
Visa	1234 9876 0000 1234	2020-12-21	SELECT

[RETURN TO CART](#) [ADD NEW PAYMENT METHOD](#)

13) After logging in the user can select the payment method made already made in the 'Customer Info' page (4.4) or they can add a new payment method by clicking the 'Add New Payment Method' option.

Your Shipping Address

Address	City	State	Postal Code	Country
222 Bush Avenue	Boston	MA	22222	United States

[RETURN TO CART](#) [CHANGE SHIPPING ADDRESS](#) [CONFIRM ORDER](#)

14) After selecting the payment method the user will be directed to the Shipping Address page where they can change their shipping address by clicking the 'Change Shipping Address' button , return to their shopping cart or confirm their order by clicking 'Confirm Order'.

Change Shipping Address

Shipping Info

Address:

City:

State/Province:

Postal Code/Zip Code:

Country:

[GO BACK](#) [SUBMIT](#)

14.1) Users can change their shipping address by changing their 'Shipping info'. After changing the 'Shipping info' fields the user must click 'Submit' to update the changes.

Home Shop Cart

You Order Summary

Product ID	Product Name	Quantity	Price	Subtotal
340	Airbus A380	1	\$21,414,971.00	\$21,414,971.00
Order Total:				\$21,414,971.00

Order completed. Will be shipped to: 3174-3212 University Way, Kelowna, BRITISH COLUMBIA, V1V 1V8, Canada

Order Charged to Master Card ending in: 0568

Your order reference number is: 1

Shipping to customer: 2 Name: Bobby Brown


[RETURN SHOPPING](#) [HOME PAGE](#)

15) Once checkout is complete the user will be given the order summary. The ordinary summary will consist of product id, product name, quantity, price, subtotal, shipping address and the product recipient.

3.2 Admin Walkthrough

Home Shop Cart List All Customers List All Orders Administrators Manage Database Logged in as: admin Logout

Welcome



Begin Shopping

Customer Info

1) The administrator portion of the website will only be accessible to administrators, who can login using the administrator username and password using the 'Login' button. Once the administrator is logged in, they will see a new homepage compared to the user homepage. The new homepage includes 'List all Customers', 'List All Orders', 'Administrators' and 'Manage Database'. Note: The logged in administrators can also be a customer and shop for airplanes.

Customer List

Customer Id	First Name	Last Name	Userid
1	Arnold	Anderson	arnold
2	Bobby	Brown	bobby
3	Candace	Cole	candace
4	Darren	Doe	darren
5	Elizabeth	Elliott	beth
6	Admin	Istrator	admin
7	Felipe	Chalhuh	felipe
8	Amer	Siddique	amer
9	Omar	Mourad	omar
10	Pawan	Bilkhu	pawan

- 2) The list of all customers can be accessed by pressing the 'Link All Customers' button on the navigation bar. The 'List All Customers' page includes the customer id, first name, last name and the userid.

Order List

Order Id	Order Date	Customer Id	Customer Name	Total Amount
1	2020-12-06 03:40:20.0	2	Bobby Brown	\$21,414,971.00
Shipped to		3174-3212 University Way, Kelowna, BRITISH COLUMBIA, V1V 1V8, Canada		
		Product ID	Quantity	Price
		340	1	\$21,414,971.00
Order Id	Order Date	Customer Id	Customer Name	Total Amount
2	2020-12-06 03:51:17.0	1	Arnold Anderson	\$95,268,460.00
Shipped to		103 AnyWhere Street, Winnipeg, MB, R3X 45T, Canada		
		Product ID	Quantity	Price
		334	1	\$27,575,109.00
		341	1	\$67,693,351.00
Order Id	Order Date	Customer Id	Customer Name	Total Amount
3	2020-12-06 03:52:55.0	4	Darren Doe	\$97,090,121.00
Shipped to		444 Dover Lane, Kelowna, BC, V1V 2X9, Canada		
		Product ID	Quantity	Price
		3	1	\$97,090,121.00

- 3) The order list list page can be accessed by clicking on the 'List All Orders' button on the navigation bar. The 'List All Orders' page includes the order id, order date, customer id, customer name, total amount of the order, product id, quantity, price and the shipping address.

Administrator Sales Report by Day

Order Date	Total Order Amount
2020-12-06	\$213,773,552.00

- 4) By clicking on the 'Administrators' button on the navigation bar, the logged in administrator can view the total sales amount for all orders on a daily basis.
-

Reset Database from default

RELOAD

Add a Product to the Database

Product Name:

Product Price:

Product Origin:

Description:

ADD

Delete a Product from the Database

Product Name:

DELETE

Update an Existing Product

Product Name:

SEARCH

- 5) The 'Manage Database' page can be accessed via the 'Manage Database' button on the navigation bar. This page allows the administrator to reload the database from default ('Reload' button), add a new product to the database ('Add' button), delete a product from the database ('Delete' button) and update an existing product. To add a new product to the database, the administrator must fill the required fields which include the product name, price, origin, a description and then press 'Add'. To delete a product from the database, the administrator must specify the product name and press 'Delete', upon which the specified product will be immediately deleted from the product list page. To update an existing product, the product name must be specified by the administrator and then 'Search' should be pressed.
-

Update: Airbus A380

Product Name:

Product Price:

Product Origin:

Description:

- 6)** To update an existing product (as stated in **5**) a specified product name: 'Airbus A380' was entered into the 'Product Name' field and then the 'Search' button was pressed. Any fields related to the 'Airbus A380' can be changed and then updated by clicking on the 'Update' button. The product will be immediately updated in the product list page.
-